

## WHAT IS NOMOROBO?

Nomorobo is a service we provide for Blue Ridge Phone customers, at no cost. Nomorobo hangs up on or blocks illegal robocallers or telemarketer calls from calling the intended number.

## How does it work?

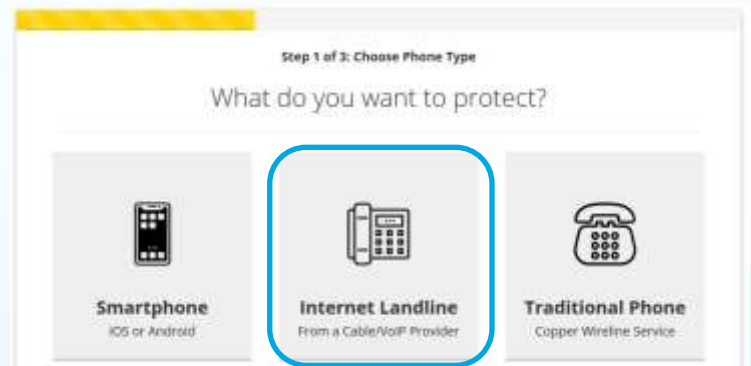
Nomorobo uses a feature known as “Simultaneous Ring”. When simultaneous ring is enabled, your home phone will ring on more than one number at the same time. The first device to pick up gets the call and the other phones stop ringing. So when the Nomorobo number is enabled as a simultaneous ring number, it is the first number to screen the call. If it’s a legitimate call, the call goes through to your number. If the call is an illegal robocaller, Nomorobo intercepts the call and hangs up for you. Your phone will ring once letting you know that the robocall has been answered and stopped.

Because Nomorobo needs the first ring to detect robocallers, you must wait for the second ring before you answer the phone. If you only hear one ring and then it stops, you know a robocaller was just blocked. If the phone continues ringing, you should answer it. [Let’s get started!](#)

## Register for Nomorobo

To create a Nomorobo account, go to [www.nomorobo.com/signup](http://www.nomorobo.com/signup).

1. Choose **“Internet Landline.”**



Step 1 of 3: Choose Phone Type

What do you want to protect?

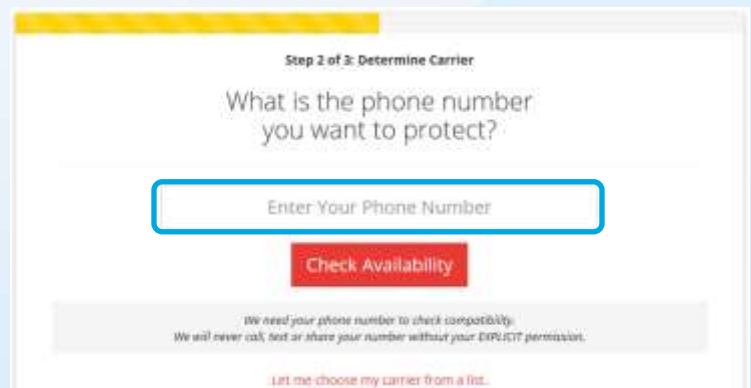
Smartphone  
iOS or Android

**Internet Landline**  
From a Cable/VoIP Provider

Traditional Phone  
Copper Wireline Service

2. Enter your [home phone number](#).

If you receive a “Sorry, we couldn’t detect your provider from your phone number” message, click “Let me choose my carrier from a list” and choose [Blue Ridge](#) from the list in the drop down menu.



Step 2 of 3: Determine Carrier

What is the phone number you want to protect?

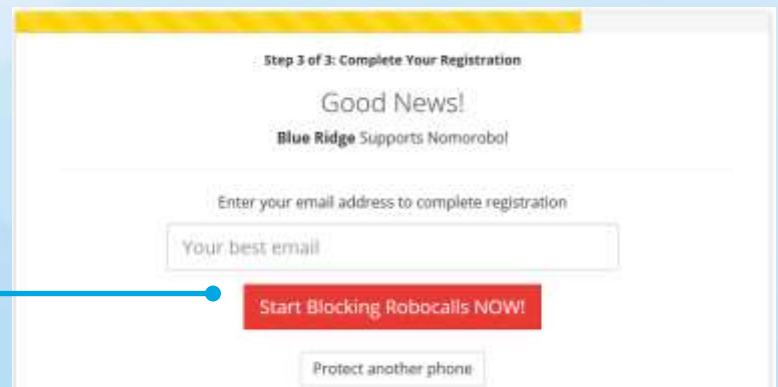
Enter Your Phone Number

Check Availability

We need your phone number to check compatibility. We will never call, text or share your number without your EXPLICIT permission.

[Let me choose my carrier from a list.](#)

3. Enter the email address to be used for your Nomorobo account and click **“Start Blocking Robocalls NOW!”**



Step 3 of 3: Complete Your Registration

Good News!  
Blue Ridge Supports Nomorobo

Enter your email address to complete registration

Your best email

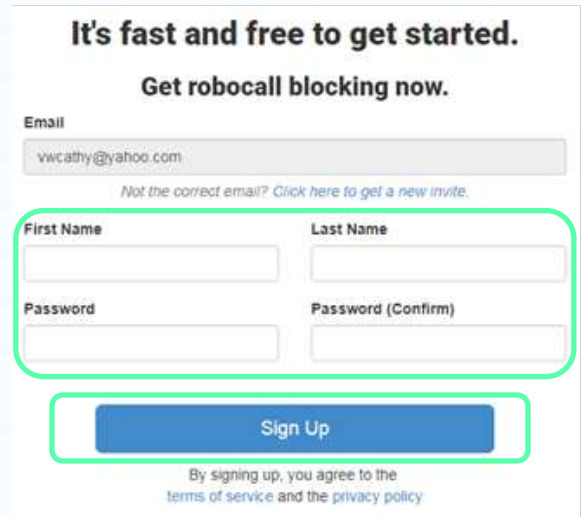
Start Blocking Robocalls NOW!

Protect another phone

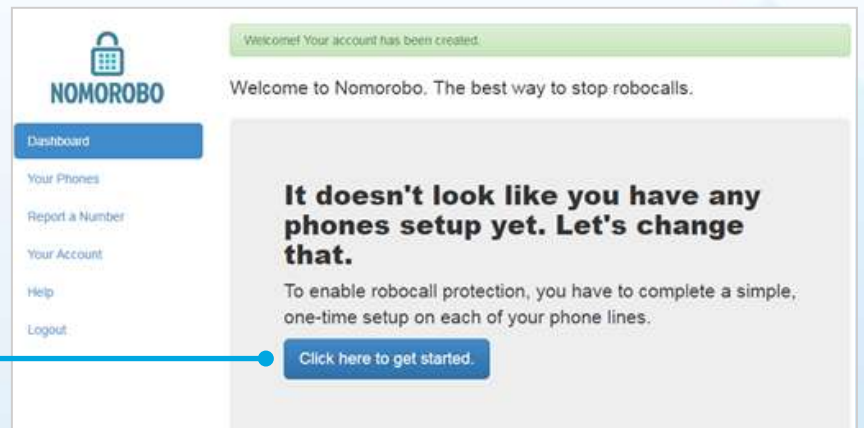
- You will be receiving an email from Nomorobo to complete your registration, please check your email inbox. Locate the **'Welcome to Nomorobo'** email and click the button to continue setup.



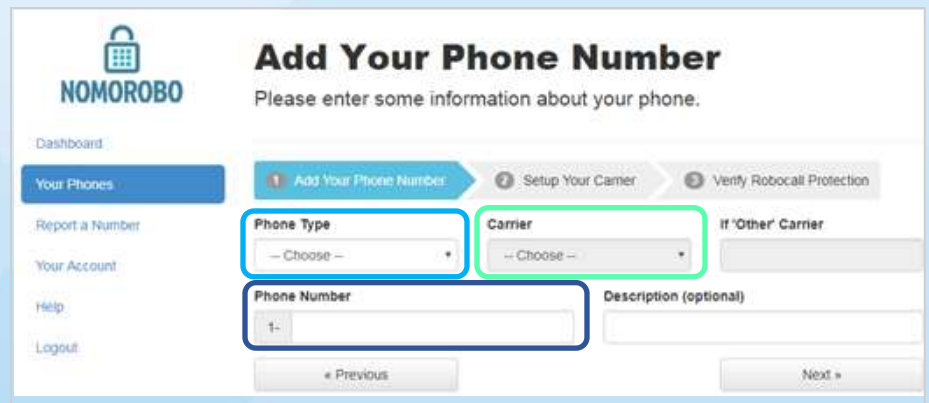
- Complete the First Name and Last Name fields.
- Create a password and then confirm the password.
- Click **"Sign Up"** once all fields are complete.



- A "Welcome! Your account has been created" message will display. Continue by clicking on **"Click here to get started"**.



- Complete the information about your phone number.
  - **Phone Type**: Landline/VoIP
  - **Carrier**: Blue Ridge
  - **Phone Number**: Enter your home phone number



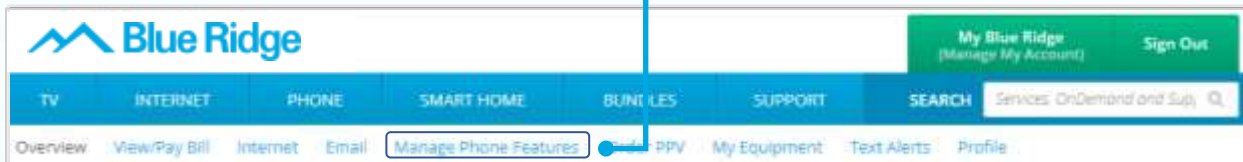
10. Once complete, click **"Next"** to continue.

\*\*Please leave this browser window open for now and continue with the next steps. This page will be revisited after connecting Nomorobo with Blue Ridge.\*\*

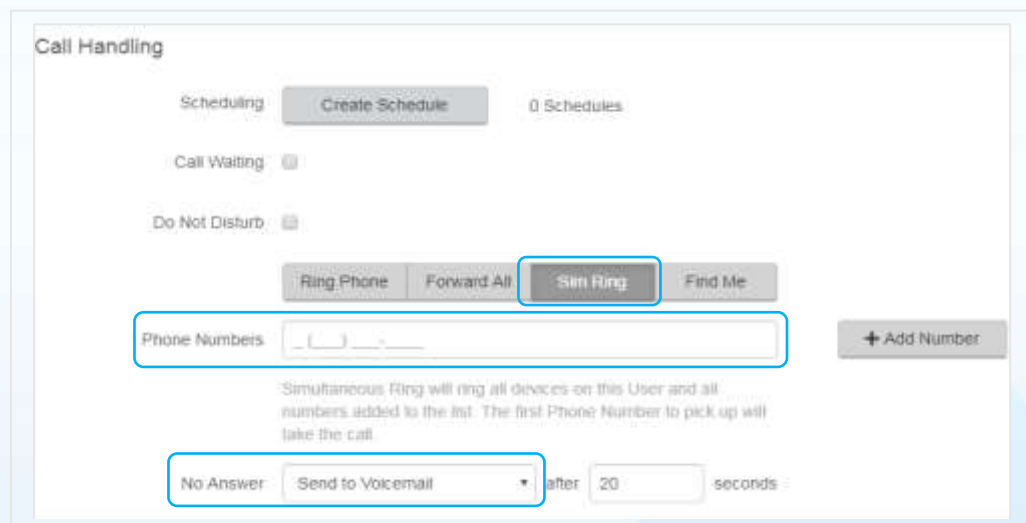
### Setup Nomorobo with Blue Ridge

To set up Nomorobo with Blue Ridge, follow the instructions listed. You will need to have an active My Blue Ridge account username and password, before setting up this feature.

1. Log into your [My Blue Ridge] account using your Blue Ridge username and password.
2. Click on the "Manage Phone Features" tab.



3. Under the "Calls" tab, click on the "Sim Ring" tab under "Call Handling".
4. Enter this Nomorobo phone number: 1-717-832-9820 in the "Phone Numbers" box.
5. If you use voicemail, choose "Send to Voicemail" in the "No Answer" box. If not, select "Ring Forever" then click "Save".



### Final Steps

These final steps will complete the activation.

1. Go back to the Nomorobo webpage.
2. Click "Next" to complete the phone number set up.
3. Click "I'm ready". Call me now to complete the Nomorobo activation.
  - ★ Do not pick up the phone until the Status Bar on the next page is green.
4. Click "That's it! You're done". Your phone number is now protected by Nomorobo.