


VIDEO APPS

EVERYTHING, WITH ONE REMOTE

When you search or browse for movies or individual episodes of series, your results include videos available to stream from your selected video apps — no need to switch to a different input.

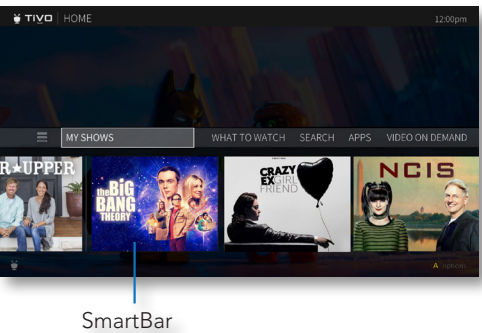


Don't have time to watch it now? Rather than search for it again later, bookmark it to add a link to the video directly to My Shows.

THE SMARTBAR

READY WHEN YOU ARE

The SmartBar, located at the bottom of the Home screen, predicts shows to watch based on what your household usually watches at a particular time or day. For example, if you normally watch the previous night's late-night talk show the next morning, you'll see it in the SmartBar when you wake up. If the kids tend to watch shows while dinner's cooking, those shows will be waiting in the SmartBar at that time each day.



QUICKVIEW

NEVER MISS A THING

While you're watching live TV or a recorded show, QuickView lets you see what else is playing now or coming up without missing the action on the show you're watching.

It's easy: press UP to see a condensed guide; DOWN to display the SmartBar; LEFT to bring up your favorite channels; and RIGHT to take a look at what's playing on other tuners.

QUICKMODE™

IT'S NOT FAST-FORWARD, IT'S QUICKMODE!

QuickMode lets you watch a show 30% faster, while also letting you hear what everyone is saying! No chipmunks allowed.

QuickMode is available while you're watching a recorded show, or if you're "behind" live TV (for instance, if you have rewound a show that's airing live). Just press PLAY to bring up the status bar, then SELECT to start QuickMode. Press PLAY and SELECT again to watch at normal speed.



GOT QUESTIONS? Here's how you can always find answers:

- Find detailed instructions on how to use the many features of the TiVo Service at www.brctv.com/tivo.
- Use the Help screens on your TiVo box. From the Home screen, choose the Menu icon ≡ > Help > Troubleshooting.
- Call Blue Ridge Customer Support at 1-800-CABLE77 (1-800-222-5377) or visit us online at brctv.com/support.

Write your TiVo Service Number (TSN) here so that you have it handy in the future.

TSN # _____

© 2019 TiVo Platform Solutions, LLC. All rights reserved. Patented. U.S. pat. nos. at www.tivo.com/patents. TiVo, the TiVo logo, OnePass, QuickMode, WishList, the Instant Replay logo, the Jump logo, the Thumbs Up logo and the Thumbs Down logo are registered trademarks of TiVo Brands LLC. Blue Ridge Communications and the Blue Ridge Communications log are the registered trademarks of Blue Ridge Communications, Inc. iOS is a registered trademark of Apple Inc., registered in the U.S. and other countries. App Store is a service mark of Apple Inc. Hulu is a trademark of Hulu, LLC. Netflix is a registered trademark of Netflix, Inc. YouTube is a trademark of Google Inc. All other trademarks are the property of their respective owners.

For safety and compliance information, visit tivo.com/safety-compliance.

THE TIVO EXPERIENCE

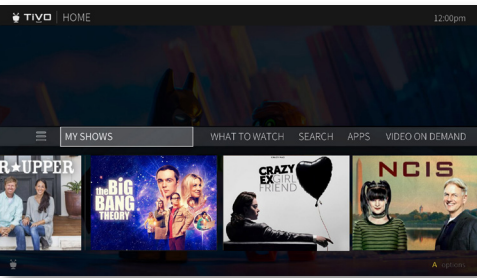


WELCOME TO THE TIVO® EXPERIENCE!

The TiVo experience instantly gives you total control of the TV programming you love, and much more! The TiVo digital video recorder (DVR) also connects to the Internet and gives you access to an entire universe of on-demand movies, TV shows, and web videos (and you can stream shows from your TiVo DVR to every room in your home!).

Also, with six tuners and 150 hours of HD recording capacity (enough for 300 episodes of "Modern Family"), you can say good bye to recording conflicts!

Press the TiVo button on your TiVo remote control to get to the Home screen, the starting point for all of TiVo's amazing features.



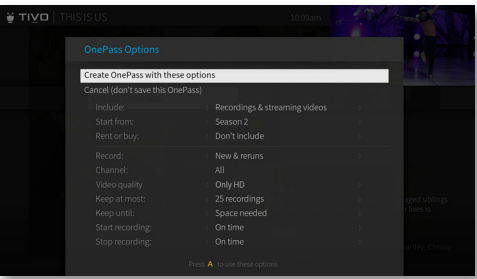
For more help using your TiVo box, visit www.brctv.com/tivo.

ONEPASS™

YOUR TICKET TO LIMITLESS ENTERTAINMENT.

OnePass gathers every episode of a series available anywhere and adds them all right to your My Shows list. Now you can watch a series from beginning to end, or start on any episode or season you want. If it's not available on TV or video on demand, OnePass fills in the gaps with episodes from providers like Netflix, Hulu, HBO GO, and more.

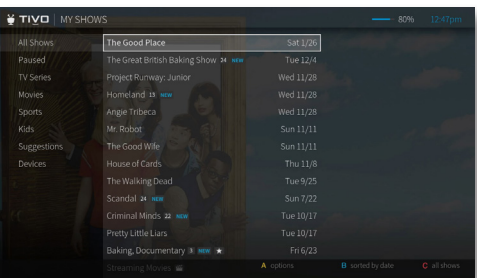
To create a OnePass, find a show you want to watch, then choose "Create OnePass."



MY SHOWS

FIND. WATCH. REPEAT.

All of your recordings and streaming videos appear in the My Shows list. To get to the My Shows list from any menu screen or from live TV, just press the TiVo button twice. (Just press it once if you're already on the Home screen.)




Filters in the left column of My Shows let you narrow your choices instantly. As you highlight a filter, your My Shows list will update automatically. Filters include Continue Watching (your most recently-watched shows), TV Series, Movies, Kids, and more.



EVEN MORE COOL STUFF YOU CAN DO...

ASK FOR WHAT YOU WANT.

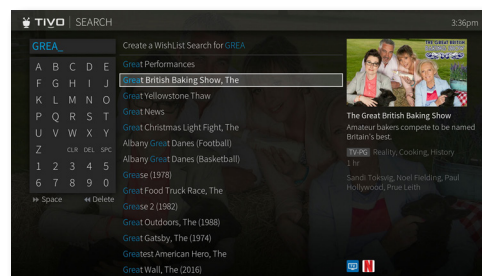
The TiVo voice remote is the only remote that lets you speak in natural language and gives you the ability to narrow your search results as you go. Search for shows, tune to a channel, ask for recommendations...it's all at your fingertips.

To issue a voice command, press and hold the  button and speak naturally into the remote. You can say things like "Fast forward three minutes," or "Watch The Big Bang Theory on now," or "Find some action movies." You can even add on to your initial command to get more specific. For example, after the command, "Find some action movies," you could add "Just the ones with Bruce Willis."

SEEK AND YOU SHALL FIND!

Only the TiVo experience offers fully integrated search. No other device instantly scans across all TV programming, Blue Ridge On Demand, and streaming apps like Netflix and HBO GO all at the same time. It's like an entertainment search engine presenting you with a list of great options, so there's almost nothing you can't start watching in seconds!

Search by show title, episode title, show description, or person name (actor, director, etc.). The TiVo service searches upcoming TV shows and movies and video on demand offerings all at the same time. You can even search for a particular channel by its network name or call sign (e.g., ABC or ESPN).



TAKE A SHORTCUT TO GREAT SHOWS.

So many channels, so little time! TiVo's "What to Watch" lets you browse shows available to stream, watch live, bookmark, or record.

Top-level categories include On TV Today, Sports, Movies, and more. Each category also includes more specific sub-categories to help you find exactly what you're looking for. For example, from the Movies strip, select View All to see subcategories like New Releases, Action, and Comedy.

TIVO IS ALL ABOUT PLEASANT DISCOVERIES.

Finding the things you love is a snap with a WishList® search. Have a subject, title, actor or director you're curious about? Just set up a WishList search and your TiVo box will search all your programming 24/7/365 and record it for you.

THE TIVO WHOLE HOME SOLUTION.

The TiVo Whole Home Solution delivers TV plus streaming video services like Netflix and YouTube to just about anywhere in your home!

A TiVo Mini lets you stream shows from your TiVo DVR to another TV location.

Or, you can stream shows from your TiVo DVR to your mobile devices, and quickly download shows to your mobile device for viewing when you're away from your home network.



BE IN CONTROL WITH THE ALL-POWERFUL BLUE RIDGE GO APP!

Easily stream or transfer shows to your iPad or other mobile device using the Blue Ridge Go app! (Bonus: The Blue Ridge Go app also lets you schedule recordings, control live TV, search for shows and more, right from your mobile device!) Download the free app from the App Store or Google Play.

- Watch live TV or recorded shows on your mobile device*
- Download shows to take with you on the go*
- Schedule recordings from anywhere
- Browse current listings and What to Watch

- Manage OnePass selections and the To Do List

* Requires compatible TiVo hardware and an iOS or Android device running current software. To stream live TV or recorded shows, your mobile device must be connected to the same home network as your DVR. Some shows cannot be downloaded due to the copy protection assigned them by the program provider.




THE TIVO REMOTE CONTROL.

- 1 The TIVO BUTTON takes you to the Home screen.
- 2 If programmed*, TV PWR turns your TV on or off.
- 3 If programmed*, use INPUT to select the input for your TV.
- 4 BACK goes back to the previous screen.
- 5 Use the ARROW BUTTONS to navigate the TiVo menus. In live TV, press UP for the mini guide, DOWN to see personalized predictions, LEFT for your favorite channels, and RIGHT to see what's on other tuners.
- 6 If programmed*, VOLUME and MUTE control the volume on your TV or AV receiver.
- 7 Press and hold the VOICE button to issue voice commands.
- 8 REPLAY repeats the last eight seconds of the show. Press and hold to jump to the beginning of a show. When browsing, press to jump to the first item in a strip.
- 9 Use the THUMBS UP and THUMBS DOWN buttons to rate shows to influence which shows get recorded as TiVo Suggestions.
- 10 The A, B, C buttons set options and sort and filter views. Look for the on-screen tips.
- 11 CLEAR dismisses items appearing over live TV and deletes titles from My Shows and the To Do List.



For additional voice remote functions, visit www.brctv.com/voiceremote.

* To program your TiVo remote, press the TiVo button to go to the Home screen and select the Menu icon . Then choose Settings > Remote & Devices > Remote Control Setup. Follow the on-screen instructions.